





# accessories



## BUTLER & SMITH, INC.

EXCLUSIVE U. S. IMPORTERS OF BMW MOTORCYCLES

### EAST

WALNUT STREET & HUDSON AVE.  
NORWOOD, NEW JERSEY 07648

### WEST

135 E. STANLEY STREET  
COMPTON, CALIFORNIA 90220

# INDEX


Allen Wrench	19
Ashtray	21
Balance Weights	11
Batteries	12
Books	22
Bulbs	14
Cigarette Lighters	21
Covers	20
Direction Signals	14
Dual Seats	7
Fairings	1
Fairing Parts	1
Fender Mud Flaps	16
Fuel Tanks	15
Gas Tank Cap	15
Grease	13
Grease Guns	19
High Temperature Grease	13
Handlebars	17
Indicator Lights	14
Inner Tubes	10
Insignia	21
Jackets	21
Key Blanks	15
Lightbulbs	14
Lighters	21
Locking Gas Caps	15
Luggage Carriers	3
Luggage Racks	3
Mirrors	5
Motorcycle Cover	20
Mud Flaps	16
Paint	18
Patch Kit	10
Pillion Seat	8
Pins	21
Publications	22
Rims	11
Rim Strip	10
Saddlebags	6
Safety Bars	4
Seats	7, 8
Shock Absorber Fluid	19
Sidestand	16
Signals	14
Solo Seats	8
Spark Plugs	13
Spray Paint	18
Spotlight	14
Stick Pins	21
Tie Clip	21
Tires	9
Tire Patch Kit	10
Tool Bag	19
Tubes	10
Wheel Balance Wts.	11
Wheel Rims	11
Windshields	2
Windshield Parts	2
Wrenches	19

## AVON FAIRING MODEL 70-1 FOR THE BMW R50/5, R60/5, R75/5

Available in choice of six colors: metallic blue, metallic curry, metallic polaris silver, black, white, polaris silver.

The slim, trim lines of the new AVON Fairing allow better penetration of the air and offer least wind resistance. The fiberglass shell is constructed of strong, resilient material with a lustrous, highly polished surface. Avon Fairings protect the rider from cold, dirt and water, and have a high degree of impact resistance.

Avon Fairings come complete with all mounting hardware which also includes the chromed steel safety bar which is an integral part of the fairing. State color and year of motorcycle when ordering.



### FAIRING AV-70/1

BLACK	— \$239.50
WHITE	— 239.50
POLARIS SILVER	— 249.50
POLARIS METALLIC SILVER	— 249.50
METALLIC BLUE	— 249.50
METALLIC CURRY	— 249.50

### AVON SPARE PARTS LIST

OP641M Support Bar	.....	\$ 5.85
OP642M Safety Bar, L.H.	.....	\$29.60
OP643M Safety Bar, R.H.	.....	\$29.60
BK Hardware Kit	.....	\$ 9.65
BLK Headlamp Panel*	.....	\$35.65
BTH-L Left Lower Panel*	.....	\$19.70
BTH-R Right Lower Panel*	.....	\$19.70
SC-99 Plexi Glass Pyralin	.....	\$32.00

\* Specify color for plastic fairing parts.

## DELUXE WINDSHIELD

Meets the Z26.1 Standard of the United States of America Standards Institute. All reinforcements are quality chrome plated. Available with clear top, and either clear or blue bottom pyralin. Special brackets are provided for top installation on BMW Earles-type fork. Handlebar clamps are provided for installation on telescopic fork models.



### For Telescopic Fork Models

M-1160-CT With clear bottom . . . . .	\$25.00
M-1160-BT With blue bottom . . . . .	\$25.00

### For Earles-Type Fork Models

M-1160-C With clear bottom . . . . .	\$25.00
M-1160-B With blue bottom . . . . .	\$25.00

### Windshield Parts

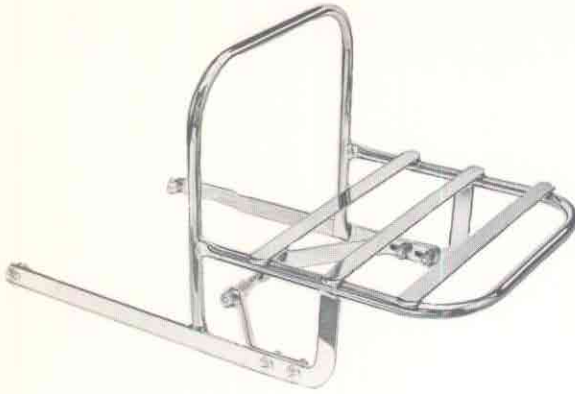
L-1161 Upper pyralin . . . . .	\$ 5.75
L-1103 Windshield clamp set . . . . .	\$ 3.50
L-1104 Windshield clamp set Earles fork . . . . .	\$ 3.50

## LUGGAGE CARRIERS

### FOR THE BMW R50/5, R60/5, R75/5

Beautifully chromed, useful yet attractive. May be used in conjunction with saddlebag M1002.

L-1001 ..... \$29.50



Chromed all steel Luggage Carrier. Rugged yet functional. Mounts directly to all R50/5, R60/5 and R75/5 frames. Complete with mounting hardware.


L-7457 ..... \$29.50



### UNIVERSAL LUGGAGE CARRIER

Universal type, fits all BMW models prior to 1970 as well as most other makes of motorcycles. Sturdy, all steel, chrome-plated construction.


L-7456 ..... \$29.50



### LUGGAGE RACK

Sturdy luggage rack, mounts on top of fender. Black enamel finish. Fits R50 to R69US.


L-46 54 5 096 214 ..... \$16.10



**SAFETY BAR**

Heavy duty safety bar mounts directly to R50/5-R75/5 frames. Simple to mount, these factory approved safety bars come complete with all mounting hardware.

**M 71 60 9 024 171 ..... \$55.00**



**CHROME SAFETY BAR**

**FOR R50/5, R60/5 AND R75/5 MOTORCYCLES**

Constructed from rugged one-inch dia. steel tubing. Mounts directly to the frame in front of cylinder heads. Complete with mounting hardware.

**L-1000 ..... \$27.50**



**SAFETY BAR**

**FOR ALL TWINS FROM 1955 TO 1969**

BMW Chrome Safety Bar complete with installation parts, including front engine bolt.

**M-71 60 9 024 026 ..... \$59.60**

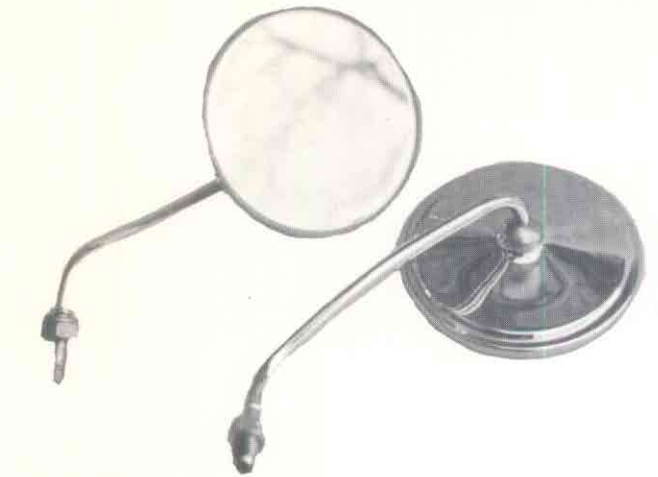
## REARVIEW MIRRORS

### BRACKET MOUNTING

R50/5, R60/5 and R75/5

L-51 16 1 231 692 (Left mirror)

L-51 16 1 231 693 (Right mirror)



### HANDLEBAR CLAMPING

Fits 7/8" diameter handlebar.

L-7221/638 ..... \$7.15



### HANDLEBAR MOUNTING

L-7110/620 (left only) ..... \$8.45



### CLUTCH LEVER MOUNTING

R26, R27 and R50 to R69US

L-7110/675 ..... \$7.15



### HEADLIGHT MOUNTING

FITS ALL BMW'S

L-711/622.2 (left) ..... \$5.50

L-711/622.2 (right) ..... \$5.50



### SPARE PARTS FOR ALL L-711 SERIES MIRRORS

The following parts fit all oval shaped mirrors.  
When ordering, specify right or left mounting  
of mirror.

L-711.13 Lens right ..... \$1.40

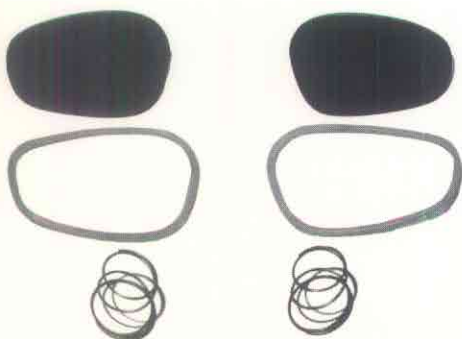
L-711.10 Lens left ..... \$1.40

L-711.53 Plastic retainer right ..... \$ .35

L-711.50 Plastic retainer left ..... \$ .35

L-711-S Spring ..... \$ .30


L-711-C Cork disc ..... \$ .05



## "CARRY-ALL" SADDLEBAGS

Black leather with chrome trim. Complete with lock and key. All mounting brackets are provided, can be used together with L1001 Luggage carrier.

<b>M-1002</b> (with brackets) R50/5 to R75/5 .....	<b>\$55.00</b>
<b>M-1003</b> (brackets alone) R50/5 to R75/5 .....	<b>\$ 9.00</b>
<b>M-1004</b> (with brackets) R50 to R69US .....	<b>\$55.00</b>
<b>M-1005</b> (brackets alone) R50 to R69US .....	<b>\$ 9.00</b>
<b>M-1006</b> (with brackets) R26, R27 .....	<b>\$55.00</b>
<b>M-1007</b> (brackets alone) R26, R27 .....	<b>\$ 8.00</b>





## DUAL SEAT

Original seat for R50/5 to R75/5 complete with hand-grips.

**L-52 53 1 230 197** ..... \$84.20

### Dual Seat Parts for the R50/5 to R75/5

**L 52 53 1 231 326** Seat Strap ..... \$ 1.60  
**L 52 53 1 250 501** Handle Right ..... \$ 6.10  
**L 52 53 1 250 500** Handle Left ..... \$ 6.10  
**L 52 53 1 231 321** Seat Moulding  
 Long ..... \$ 2.15  
**L 52 53 1 231 320** Seat Moulding  
 Short ..... \$ 1.10  
**L-2422/6/1** Seat Cover ..... \$13.90  
**L-2422-S** Screw Set for both Mouldings \$ .80

## STANDARD DUAL SEAT

Superbly made, large BMW Dual Seat. Spring construction, ample foam rubber padding and heavy duty leatherette covering ensure maximum comfort and durability. Fits all BMW models 1955 to 1969.

**L-52 53 9 034 020** (R50-R69US) ..... \$59.25

### Std. Dual Seat Parts. All models prior to 1970.

**L-2422/2C/1** Seatcover Std. Dual Seat \$13.90  
**L-2422/2C/3** Moulding Left Hand  
 or Right Hand ..... \$ 1.55  
**L-2422-S** Screw Set for both Mouldings \$ .80  
**L-2422/2/2** Seat Strap ..... \$ 1.75

## EXTRA-WIDE DUAL SEAT

Extra-wide Dual Seat. Has all of the features of our Std. Model for comfort and long-lasting good looks. Comes with heavily chromed hand-grips. Fits all BMW models 1955 to 1969.

**L-52 53 9 034 028** (R50-R69US) ..... \$77.00

### Extra-wide Dual Seat Parts. Twin prior to 1970.

**L-2422/4C/1** Seatcover Extra-wide  
 Dual Seat ..... \$13.90  
**L-2422/4C/2** Moulding Left Hand ... \$ 2.00  
**L-2422/4C/3** Moulding Right Hand ... \$ 2.00  
**L-2422-S** Screw Set for both Mouldings \$ .80  
**L-2422/2/2** Seat Strap ..... \$ 1.75  
**L-2422/4C/4** Handle Left Hand ..... \$ 6.10  
**L-2422/4C/5** Handle Right Hand ..... \$ 6.10



## SOLO SEATS

Solo Seat fits models R50/5, R60/5, R75/5.  
**L 52 53 1 230 677** ..... **\$60.30**



Solo Seat fits models R50, R60, R69S.  
Complete with all attachment parts.  
**L 52 51 7 002 012** ..... **\$49.45**



## FENDER-MOUNTED SPORTS PILLION

Constructed with all the design and comfort features of our dual seats. Easily attaches to fender.

Fits all models 1955 to 1969.

**L 52 51 7 002 007** ..... **\$25.85**

# Continental TIRES\*

"Continental" Tires are approved by BMW for use on BMW motorcycles.



A

## "CONTINENTAL" TYPE RB

A .....	3.50 x 18 .....	\$21.17
	3.25 x 19 "S" .....	\$21.03



B

## "CONTINENTAL" K102

B .....	3.50 x 18 .....	\$21.03
	4.00 x 18 .....	\$24.83



C

## "CONTINENTAL" TYPE K111 "S"

C .....	3.50 x 18 .....	\$22.18
	4.00 x 18 .....	\$25.94



D

## "CONTINENTAL" TYPE GS-2

D .....	3.25/3.50 x 18 .....	\$21.11
---------	----------------------	---------



E

## "CONTINENTAL" TYPE GS-6

E .....	3.25/3.50 x 18 .....	\$22.16
---------	----------------------	---------

\*Federal Excise Tax included in all prices.

**Dealers, Please Note:** For all orders of 20 tires or more, freight will be prepaid.



### INNER TUBES\*

M 3.25/3.50 x 18 .....	<b>\$3.60</b>
M 3.25/3.50 x 19 .....	<b>\$3.60</b>
M 4.00 x 18 .....	<b>\$3.60</b>

\*Federal Excise Tax included in all prices.



### RIM STRIP

For 18" and 19" rims.

M-36 32 4 038 195 .....	<b>\$ .60</b>
-------------------------	---------------



### TIRE TUBE PATCH KIT

Now a tire patch kit offering the utmost quality in a small package. The kit contains five rubber patches sealed in foil, in five assorted sizes. Also included in the kit is a generous tube of tire patch adhesive, a rubber scraper and extra air valve.

SE/VU .....	<b>\$1.50</b>
-------------	---------------



## RIMS

All rims are original factory equipment, pre-drilled and ready for installation. All have the special feature of being notched to prevent tire from slipping off in case of loss of air. Available in either aluminum alloy or chromed steel. Fit the following BMW models: R50 to R69US.

<b>Polished Aluminum — High Flange</b>	
L-36 31 4 038 213 .....	\$30.10
<b>Chromed Steel</b>	
L-36 31 4 038 217 .....	\$35.05



## BMW WHEEL BALANCE WEIGHTS

Designed to fit all BMW's using 4mm dia. spoke (after 1960). Made of chrome plated steel.

L-36 31 4 038 291, 10 grams .....	\$2.15
L-36 31 4 038 292, 15 grams .....	\$2.15

## BATTERIES



12V, 16-ah Battery, fits R50/5 to R75/5.

**M-61 21 1 350 658 . . . . . \$35.00**



6V, 13-ah Battery, fits R26 and R27. Height with cover, 5 $\frac{3}{8}$ ", length 4 $\frac{3}{4}$ ", width 2 $\frac{1}{4}$ ".

**M-61 21 8 042 027 . . . . . \$14.60**



6V, 8-ah Battery, fits older Twins and Singles. 1952 to 1954. Height with cover 6 $\frac{1}{4}$ ", length 3 $\frac{1}{2}$ ", width 3 $\frac{1}{8}$ ".

**M-61 21 8 042 025 . . . . . \$10.20**



6V, 13-ah Battery, fits R26 and R27. Height with cover, 5 $\frac{3}{8}$ ", length 4 $\frac{3}{4}$ ", width 2 $\frac{1}{4}$ ".

**M-61 21 8 042 007 . . . . . \$12.00**

## SPARK PLUGS

Finest sparkplugs made —  
original equipment on all BMW's



Stock No.	Heat Range	Use (Motorcycle Models)
07119976330	W240T1	R26, R27, R50, R60 R68, R69 (with short reach head)
07119976335	W260T1	R50S, R69S
12128003570	W240T2	R50, R60 (with long reach head-marked LK)
12128003572	W260T2	R69S (with long reach head-marked LK)
12128636166	W200T30	R75/5
12128636167	W230T30	R50/5, R60/5

price each

**\$1.10**



## HIGH TEMPERATURE GREASE

High Viscosity — Offers excellent heat resistance. Recommended for use on timing advance unit and breaker cam felt.

5 700 002 005 50 grams ..... **\$.75**



## BMW DIRECTIONAL SIGNALS

Readily installed on 1955 to 1969 BMW models. Complete instructions are included with kit. Note: all component parts are available separately.

**L-7301** ..... \$39.00



## BMW SPOTLIGHT

Heavily chromed, spotlight with balljoint swivel support. Includes mirror built into large switch unit.

**M-63 12 1 352 210** ..... \$34.85

Clear spotlight lens.

**L-71 60 9 086 120** ..... \$ 1.10

Red spotlight lens.

**L-71 60 9 086 121** ..... \$ 1.75

Spotlight rim.

**L-71 60 9 086 123** ..... \$ 4.50

Spotlight can be made flashing through installation of flasher.



**L-61 31 8 048 143-6V** ..... \$ 3.10

**L-61 31 1 352 852-12V** ..... \$ 1.20

**L-63 12 1 352 163-Mount** ..... \$ 3.50



## HIGHER WATTAGE HEADLIGHT BULB

Can be used on Twin models up to 1969. 6 volt, 45/40 watt, high/low beam bulb manufactured by Osram.

**L-07 11 9 978 007** ..... \$ 1.50



## INDICATOR LIGHTS Requires 1/16" hole.

**L 62 14 8 048 130 Red** ..... \$1.60

**L 63 12 1 353 487 Green** ..... \$1.60



## BMW KEY BLANKS

**L-32 32 9 016 105**, for BMW models from 1961 on, including the R50/5, R60/5 and R75/5 series ..... \$ .40

**L-32 32 9 016 106**, BMW models 1955 to 1960 ..... \$ .40



## BMW SPORT TANK

6½-gallon capacity. Black with distinctive BMW striping. Comes with top tool compartment as shown. Fits all twins from 1955/1969.

**L-16 11 4 080 048-C**, Complete .... \$175.00



## LOCKING GAS CAP

**FOR THE R50/5, R60/5, R75/5**

This locking gas cap can replace the original BMW cap and is easily installed. Of attractive polished aluminum alloy, this unit comes with two keys.

**M 16 11 1 230 768** ..... \$12.20

**L 16 11 4 080 127** ..... \$ 9.55

Fits all models up to 1969.



## FENDER MUD FLAPS

New, heavy duty rubberized mud flaps for the new BMW's. Two types are available. One for front fender mounting and one for rear fender mounting. These durable fender flaps aid in keeping unwanted mud and rain off rider and machine.



Front



Rear

**Front Fender Flap**  
**M 46 61 1 230 748** ..... \$ 3.10

**Rear Fender Flap**  
**M 46 62 1 230 766** ..... \$10.50



## BMW SIDESTANDS

**L-46 53 9 024 011**, Fits models R50US, R60US and R69US ..... \$22.95

**L-46 53 9 024 012**, Fits models R50, R50S, R60, F69 and R69S ..... \$19.45

**L-46 53 9 024 179** Sidestand Bolt ..... \$2.05

### **NEW-TYPE HANDLEBAR**

Same as original, for use on R50/5, R60/5 and R75/5 BMW motorcycles.

**L-1050** (US made) ..... **\$11.45**



### **SPORT-TYPE HANDLEBAR**

Sport-type low bar. Fits all BMW's.

**L-32 71 2 072 189** ..... **\$11.45**



### **STANDARD HANDLEBAR**

Original Equipment BMW Handlebars . . . fits all BMW's.

**L 32 71 2 072 036** ..... **\$20.00**



## BMW ORIGINAL PAINT




<b>51 91 1 232 093</b>	½ Pint Curry Service Kit	
<b>51 91 1 232 094</b>	1 Quart Curry Service Kit	
<b>51 91 1 232 095</b>	½ Pint Blue Service Kit	
<b>51 91 1 232 096</b>	1 Quart Blue Service Kit	
<b>51 91 1 817 315</b>	½ Pint Metallic Polaris Serv. Kit	
<b>51 91 1 819 022</b>	1 Quart Metallic Polaris Serv. Kit	
<b>51 91 9 196 028</b>	Midnight Blue ½ Pt.	<b>M2.05</b>
<b>51 91 9 196 052</b>	Black ½ Pt. ....	<b>M2.05</b>
<b>51 91 9 196 054</b>	White ½ Pt. ....	<b>M2.05</b>
<b>51 91 9 196 070</b>	Granada ½ Pt. ....	<b>M3.00</b>
<b>51 91 9 196 076</b>	Bristol ½ Pt. ....	<b>M2.05</b>
<b>51 91 9 196 087</b>	Polaris ½ Pt. ....	<b>M2.40</b>
<b>51 91 9 196 134</b>	Dover White Qt. ....	<b>M7.75</b>
<b>51 91 9 196 152</b>	Black Qt. ....	<b>M7.75</b>
<b>51 91 9 196 154</b>	White Qt. ....	<b>M7.75</b>
<b>51 91 9 196 174</b>	Turf Qt. ....	<b>M7.75</b>
<b>51 91 9 196 187</b>	Polaris Qt. ....	<b>M8.75</b>
<b>51 91 9 196 199</b>	Pol. Gr. Qt. ....	<b>M7.75</b>



## BMW SPRAY PAINT

<b>51 91 9 196 228</b>	Caribia Blue Spray Can	<b>3.80</b>
<b>51 91 9 196 233</b>	Midnight Blue Spray Can	<b>3.80</b>
<b>51 91 9 196 252</b>	Paint Black Spray Can	<b>3.80</b>
<b>51 91 9 196 254</b>	Paint White Spray Can	<b>3.80</b>
<b>51 91 9 196 270</b>	Paint Granada Spray Can	<b>3.80</b>
<b>51 91 9 196 274</b>	Paint Turf Spray Can	<b>3.80</b>
<b>51 91 9 196 287</b>	Polaris Silver Spray Can	<b>3.80</b>



## SHOCK ABSORBER FLUID, SHELL 4001

Special hydraulic fluid for BMW telescopic forks. Comes in one gallon metal container.

**L-31 32 9 196 902** ..... \$6.40



## METAL GREASE GUNS

Handy, compact, refillable, easy to use, these new metal grease guns come in two sizes. The guns have two nozzle types; a pointed one and a universal grease-fitting type. Grease is transferred by hand pressure, exerted at the back of the gun. The smaller units are compact enough to fit into a small tool box, bag or pocket.

**C 30/2** Small (pointed nozzle) ..... \$2.45

**C 30/4** Small (univ. nipple) ..... \$2.75

**A140/2** Large (pointed nozzle) ..... \$5.10

**A140/4** Large (univ. nipple) ..... \$5.45



**Set of Allen Wrenches, 2-8 mm. U. S. made.**

**M-3950** (2, 2.5, 3, 4, 5, 6, and 8 mm) \$1.20

## METRIC ALLEN WRENCHES

Individual allen wrenches, same as supplied with tool kit.

**L-07 11 9 906 014** 4 mm ..... \$3.35

**L-07 11 9 906 020** 5 mm ..... \$.60

**L-07 11 9 906 026** 6 mm ..... \$.50

**L-07 11 9 906 032** 8 mm ..... \$.80



## MOTORCYCLE TOOL BAG

Same as original tool bag that comes with each BMW motorcycle. Has nine compartments to house tools complete with self-contained security strap.

**M 71 11 1 230 752** ..... \$3.50

## MOTORCYCLE COVER

Manufactured from durable PVC material. Cover is large enough to protect entire motorcycle and has special pocket to go over the windshield.

L-4201 ..... \$12.40





## BMW INSIGNIA & ACCESSORIES

BMW cloth insignia embroidered  
3 inch dia.

L-9030 ..... \$1.00

2½ inch dia.

L-9025 ..... \$ .50



### BMW TIE SLIDE

L-9070 ..... \$ 1.80



### BMW STICK PIN

3/8" diam.

L-9080 ..... \$ .50



### BMW CIGARETTE LIGHTER

"Zippo", brush chrome finish with baked enamel insignia, individually boxed.

M-9100 ..... \$ 6.50



### BMW PORCELAIN ASHTRAY

Adds that touch of elegance to any BMW owner's den or office. Decorated with vintage BMW motorcycles.

L-9060 ..... \$4.50



### BMW ZELAN RALLY JACKET

Specially treated for water repellancy, this distinctive jacket has zipper front, slash pockets, and ribbed blue and white trim for snug fit.


M-5301 ..... \$11.00

Specify size, small, medium, large or x-large.

### ADDITIONAL CLOTHING ITEMS

A wide variety of many other items of clothing are available — all with the distinctive blue and black BMW emblem: T-Shirts, Polo Shirts, Berets, Jackets, etc. For information regarding them, please contact and order directly from:

Victoria Products  
512 Lucas Avenue  
St. Louis, Mo. 63101  
Phone: 314 241-5454



Partsbook R50/5-R75/5	
<b>M-01 01 9 099 141</b> .....	<b>\$16.50</b>
Partsbook R26-27, R50-R69US (loose leaf)	
<b>M-01 09 9 099 152</b> .....	<b>\$10.70</b>
Partsbook R26-27, R50-R69US (with cover)	
<b>M-01 09 9 099 161</b> .....	<b>\$15.75</b>
Owner's Manual R50/5-R75/5	
<b>M-01 41 9 099 101</b> .....	<b>\$ 2.05</b>
Owner's Manual R27	
<b>M-01 41 9 099 137</b> .....	<b>\$ 1.30</b>
Owners Manual US R50-69S	
<b>M-01 41 9 099 173</b> .....	<b>\$ 1.30</b>
Shop Manual R50/5-R75/5	
<b>M-01 51 9 099 051</b> .....	<b>\$ 9.50</b>
Shop Manual R26-27	
<b>M-01 59 9 099 136</b> .....	<b>\$ 9.50</b>
Shop Manual R50-69S	
<b>M-01 59 9 099 176</b> .....	<b>\$11.25</b>
Supplement for U.S. model to be used with above.	
<b>M-01 59 9 099 177</b> .....	<b>\$ .60</b>

All items contained in this catalog are described to the best of our knowledge. All items are of high quality. **Specifications and prices are subject to change without notice.** All prices shown are f.o.b. Norwood, N. J. or Compton, Calif. Where applicable, Federal Excise Tax is included.

Every effort is made to have all catalog items in stock at all times. Should an item have to be back-ordered, we will ship it as soon as circumstances permit.

The articles shown in this catalog are available through authorized dealers. Should there be no authorized dealer in your area, you will be permitted to order directly from us.

It is our continuous endeavor to supply our dealers as promptly as possible. Please give your faithful dealer your support and bear with us and with him, should any unexpected delay in the delivery of an accessory occur.

No goods will be accepted for credit without permission. All returned goods must be prepaid and insured. We will not be responsible for loss or damage in transit. No warranty is given or implied on any item.

Whenever an item is too large or too heavy for parcel post shipment, next best method of shipment will be chosen by us.

**MAKE SURE THAT ORDERS ARE CORRECTLY MADE OUT!** Description and Order Numbers must be correct in order to avoid costly returns and disappointment.

BUTLER & SMITH, INC.





# **The World's finest Motorcycles for Touring and Sports**

