




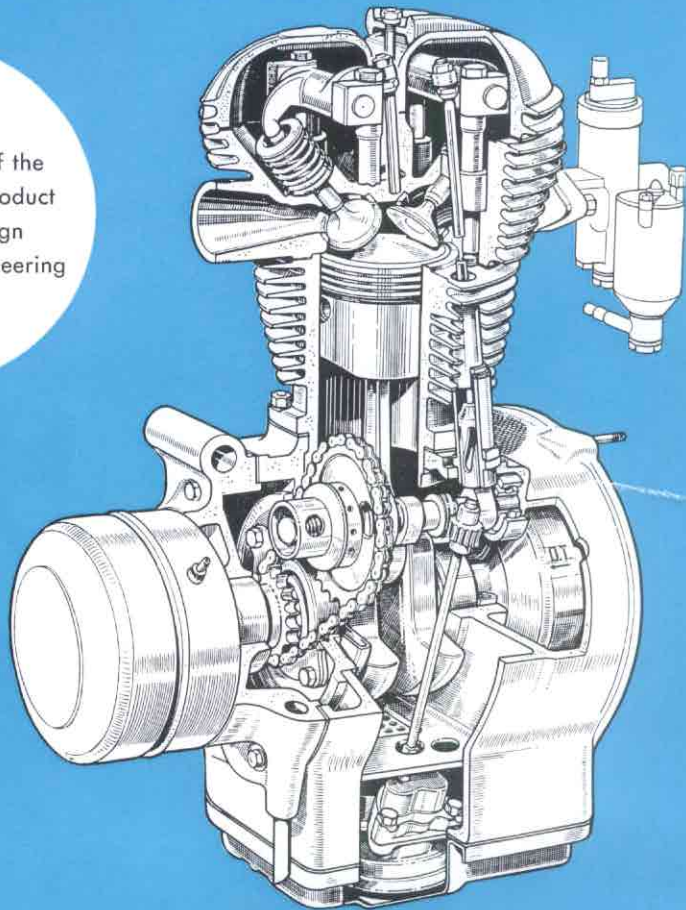
you can rely on BMW





The power-unit of the
BMW R 26 the product
of modern design
and precision engineering

**Sole Agents for BMW
Motorcycles in the U. S. A.:**
Butler & Smith, Inc.
160 West 83rd Street
New York 24. N. Y.
Dealers throughout the U. S. A.





A partial list of BMW successes

Sidecar Class:

World Championship 1954—1958
21 World Records
TT Winner 1955—1958
Winner of Grand Prix of Netherland
Grand Prix of Belgium · Grand Prix of Pau
Grand Prix of Germany · German Championship

Solo Class:

Austrian Championship · Swiss Championship
German Championship
Grand Prix of the Borders, Locarno

BMW World Sidecar Champion



BMW Motorcycles
in a class
by themselves

Touring and Sport

BMW R 26


250 c. c. 15 h.p.



Super-Sport

BMW R 69

600 c.c. 35 h.p.



It is the policy of BMW to thoroughly check and test every design and individual component. Only after comprehensive preproduction testing are BMW products placed on the market. Thus the owner of a BMW motorcycle knows that his machine will not soon become obsolescent, that it is protected by the broadest guarantee (see below) and that it will have the highest trade-in value.

The clean, uncluttered design sets the BMW motorcycle apart from all others — in a class by itself. All BMW motorcycles are shaft-driven · all have the Earles-type front suspension · for optimum performance, utmost comfort and riding pleasure engines are carefully balanced and silent · troublesome oil lines do not exist · electrical systems are rugged and reliable with magneto ignition on all BMW twin-cylinder models · wheels are interchangeable, easily and quickly removable · light metal alloys are used extensively, even for the wheel rims.

Brakes are full-hub type with easy finger adjustment · engine and four-speed transmission are unit-built with easy operating kick-starter · BMW machines have a car-type single plate clutch with easy cable adjustment at the comfortable high handlebars · neutral indicator and charge indicator lights and the easy-to-read speedometer with tripmeter are built into the headlight · all BMW models are equipped with the latest, approved, king-size taillight-stoplight · valve and carburetor adjustments are easily accessible · BMW engines are waterproof and equipped with high-efficiency air filters · all models have steering lock and a 20 piece toolkit · All BMW motorcycles are guaranteed for 6000 miles or 6 months from date of sale (to first owner only). All models may be had with solo seat or dual seat. All models can be equipped with sidecar. A large selection of accessories is available from authorized BMW dealers throughout the country. We believe that BMW is the modern motorcycle that you will be proud to own and we say with confidence:

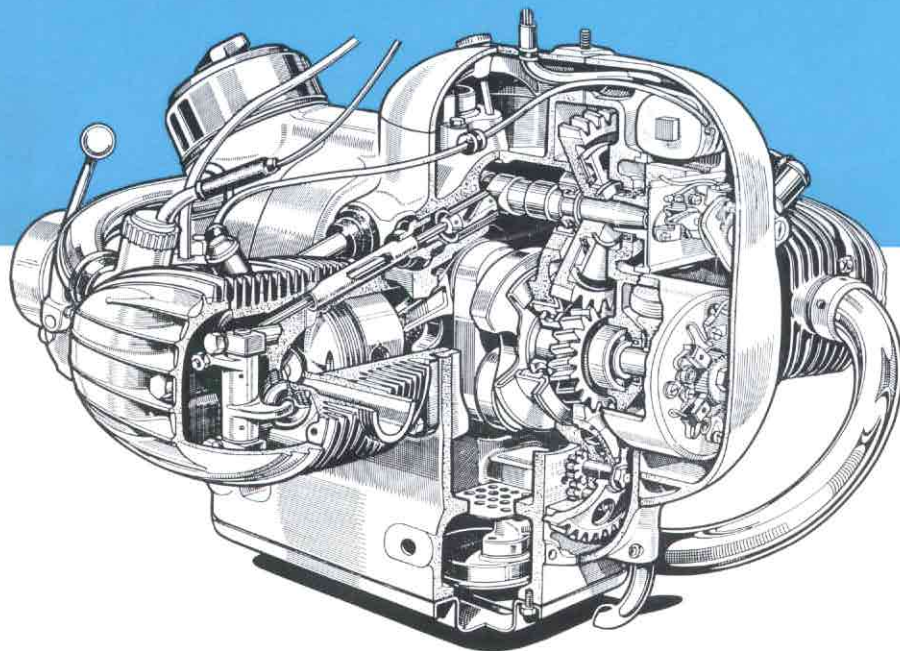
Ask any BMW owner, he will be happy to talk about his machine

BMW R 50 and R 60,

world-famous,
with horizontally opposed
twin-cylinder engines

All BMW's have shaft-drive

All BMW twins have magneto ignition



Specifications

BMW R 26

A rugged, single-cylinder motor features of a big machine. Hydraulic swinging arm suspension action shock absorbers. 18" light large diameter, full-hub brake engine with superb cooling and air inflow. Four-speed footshifter. Entire unit is 100% oil-tight.

Brake Horsepower: 15

Cylinder: 1

Engine Capacity: 245 c.c.

Bore and Stroke: 68 x 68 mm

Revolutions p. Min.: 6400

Compression Ratio: 7.5 : 1

Gear Ratios:

First: 5.33 : 1 Third: 2.04

Second: 3.02 : 1 Fourth: 1.54

Final Drive Ratio: 4.16 : 1

Lighting Equipment: 6 V./60 W.

Fuel Tank Capacity: 3.6 gals.

Average Fuel Consumption: 77

Maximum Speed: 80 m.p.h.

Weight: 345 lbs.

Wheels and Tires: 3.25 x 18

Handlebar Width: 29"

Overall Length: 86"

Saddle Height: 30"

We reserve the right to change specifications, equipment and prices without notice.

BMW R 50 / R 60

Touring and Sport
500 c. c. 15 hp.

BMW R 50

Touring and Sport
500 c. c. 26 hp.

motorcycle with the hydraulically dampened front fork with double alloy wheel rims. Special, uniform shift transmission.

The popular, medium priced touring and sports motorcycle with two-cylinder engine, shaft drive, magneto ignition. Full swing-arm suspension. Polished, light alloy wheel rims. Dual exhaust with high-efficiency mufflers. Automatic spark advance. Rear shock absorbers are adjustable for comfortable solo riding or passenger load.

Brake Horsepower: 26
Cylinders: 2, horizontally opposed
Engine Capacity: 490 c. c.
Bore and Stroke: 68 x 68 mm
Revolutions p. Min.: 5800
Compression Ratio: 6.8 : 1
Gear Ratios:
First: 4.17 : 1 Third: 1.94 : 1
Second: 2.725 : 1 Fourth: 1.54 : 1
Final Drive Ratio: 3.18 : 1 solo
4.33 : 1 sidecar

Ignition: Magneto
Lighting Equipment: 6 V./60—90 W.
Fuel Tank Capacity: 4.4 gals.
Average Fuel Consumption: 60 miles per gal.
Maximum Speed: 90 m.p.h.
Weight: 425 lbs.
Wheels and Tires: 3.50 x 18
Handlebar Width: 29"
Overall Length: 86"
Saddle Height: 30 1/2"

BMW R 60

Touring and Sport
600 c. c. 28 hp.

For those who want steady, high-speed performance, the cool running twin-cylinder engine provides abundant power. The ideal motorcycle for riding "two up" or for sidecar operation. Rugged, waterproof ignition and lighting system with magneto and automatic spark advance, 16 ah. battery, 35/35 W. headlight and king-size taillight-stoptlight.

Brake Horsepower: 28
Cylinders: 2, horizontally opposed
Engine Capacity: 590 c. c.
Bore and Stroke: 72 x 73 mm
Revolutions p. Min.: 5600
Compression Ratio: 6.5 : 1
Gear Ratios:
First: 4.17 : 1 Third: 1.94 : 1
Second: 2.725 : 1 Fourth: 1.54 : 1
Final Drive Ratio: 2.91 : 1 solo
3.86 : 1 sidecar

Ignition: Magneto
Lighting Equipment: 6 V./60—90 W.
Fuel Tank Capacity: 4.4 gals.
Average Fuel Consumption: 60 miles per gal.
Maximum Speed: 95 m.p.h.
Weight: 430 lbs.
Wheels and Tires: 3.50 x 18
Handlebar Width: 29"
Overall Length: 86"
Saddle Height: 30 1/2"

BMW R 69

Super-Sport
600 c. c. 35 hp.

The motorcycle for those desiring the ultimate in performance. With the R-69 you are off to a flying start and effortless, no-shift top speed riding will be a revelation. The superb suspension system prevents tiring and the king-size brakes give you the feeling of perfect safety. Each R-69 Super-Sport features large-diameter valves, polished cylinder heads, extra large carburetors, specially balanced and tuned engine. A masterpiece

of quality workmanship.
Brake Horsepower: 35
Cylinders: 2, horizontally opposed
Engine Capacity: 590 c. c.
Bore and Stroke: 72 x 73 mm
Revolutions p. Min.: 6800
Compression Ratio: 8 : 1
Gear Ratios:
First: 4.17 : 1 Third: 1.94 : 1
Second: 2.725 : 1 Fourth: 1.54 : 1
Final Drive Ratio: 3.18 : 1 solo
4.33 : 1 sidecar

Ignition: Magneto
Lighting Equipment: 6 V./60—90 W.
Fuel Tank Capacity: 4.4 gals.
Average Fuel Consumption: 60 miles per gal.
Maximum Speed: 105 m.p.h.
Weight: 445 lbs.
Wheels and Tires: 3.50 x 18
Handlebar Width: 29"
Overall Length: 86"
Saddle Height: 30 1/2"